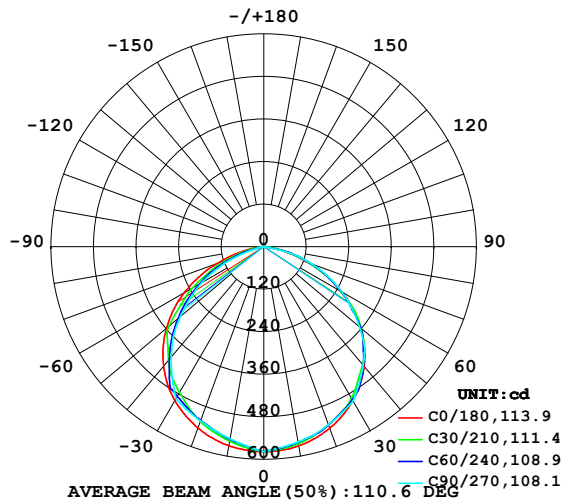


## LUMINAIRE PHOTOMETRIC TEST REPORT

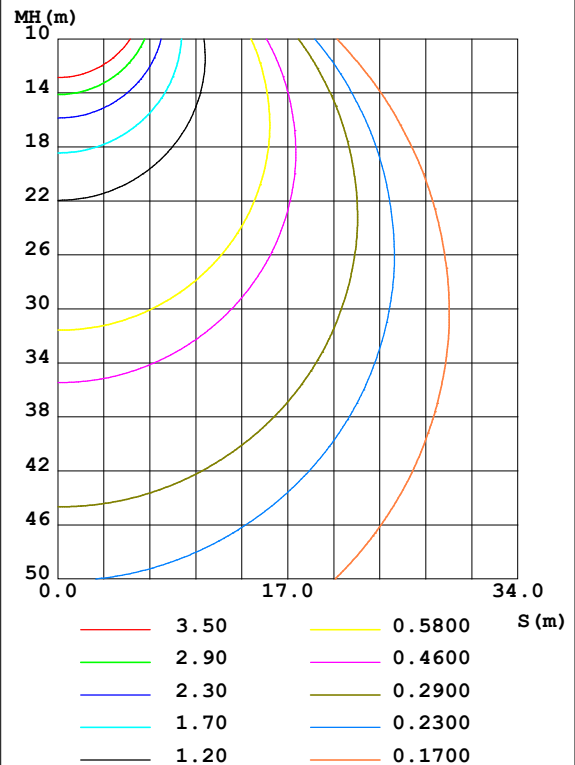
Test:U:41.010V I:0.1890A P:7.5620W PF:0.9742 Freq:59.98Hz Lamp Flux:1546.47x1 lm		
NAME: LED Explosion-proof Light	TYPE:Flood Light	WEIGHT:N/A
SPEC.:60W/5000K	DIM.: 190*150mm	SERIAL No.:N/A
MFR.: Grin Industrial Co., Ltd.	SUR.:N/A	Shielding Angle:N/A

DATA OF LAMP		PHOTOMETRIC DATA Eff: 204.51 lm/W			
MODEL	GHLV-10-U-E9W	I <sub>max</sub> (cd)	578.3	S/MH(C0/180)	1.29
NOMINAL POWER(W)	60	LOR(%)	100.0	S/MH(C90/270)	1.26
RATED VOLTAGE(V)	120	TOTAL FLUX(lm)	1546.5	□ UP,DN(C0-180)	0.0,51.9
NOMINAL FLUX(lm)	1546.47	CIE CLASS	DIRECT	□ UP,DN(C180-360)	0.0,48.1
LAMPS INSIDE	1	□ up(%)	0.0	CIBSE SHR NOM	1.25
TEST VOLTAGE(V)	220	□ down(%)	100.0	CIBSE SHR MAX	1.35

LUMINOUS INTENSITY DISTRIBUTION DIAGRAM



C0 PLANE ISOLUX DIAGRAM (UNIT:lx)



H(□) Range:-90 - 90DEG  
H(□) Interval: 1.0DEG  
Test Speed: HIGH  
Temperature:25.3DEG  
Operators:Jessy  
Test Date:2025-02-11

V(B) Range:-75 - 75DEG  
V(B) Interval: 5.0DEG  
Test System:EVERFINE GO-2000A\_V1 SYSTEM V2.00.411  
Humidity:65.0%  
Test Distance:7.158m [K=1.0000]  
Remarks:

## ZONAL FLUX DIAGRAM

## ZONAL FLUX DIAGRAM:

mm	C0	C45	C90	C135	C180	C225	C270	C315	mm	□ zone	□ total	%lum,lamp
10	570.5	561.8	559.1	559.8	570.1	553.8	550.4	555.5	0- 10	54.06	54.06	3.5,3.5
20	544.7	536.9	534.2	532.1	544.2	519.9	522.9	524.4	10- 20	154.3	208.4	13.5,13.5
30	502.0	493.9	503.4	490.8	501.6	481.1	495.8	484.8	20- 30	236.4	444.8	28.8,28.8
40	440.6	441.0	436.5	440.3	439.8	431.1	406.2	433.5	30- 40	289.2	734.0	47.5,47.5
50	356.7	352.2	353.2	352.6	358.0	327.2	307.7	328.8	40- 50	297.9	1032	66.7,66.7
60	253.6	248.8	253.4	249.4	257.8	216.8	200.3	218.8	50- 60	258.4	1290	83.4,83.4
70	135.3	139.5	145.2	142.1	141.3	106.4	82.30	109.3	60- 70	177.6	1468	94.9,94.9
80	30.77	39.32	0	37.67	36.32	10.22	0	10.72	70- 80	73.66	1542	99.7,99.7
90	1.459	0	0	0	1.532	0	0	0	80- 90	4.931	1546	100,100
100									90-100			
110									100-110			
120									110-120			
130									120-130			
140									130-140			
150									140-150			
160									150-160			
170									160-170			
180									170-180			
DEG	LUMINOUS INTENSITY:cd									UNIT:lm		

Conical surface Flux(90deg): 884.72 lm

%lum = 57.2%

%lamp = 57.2%

Conical surface Flux(120deg): 1290.2 lm

%lum = 83.4%

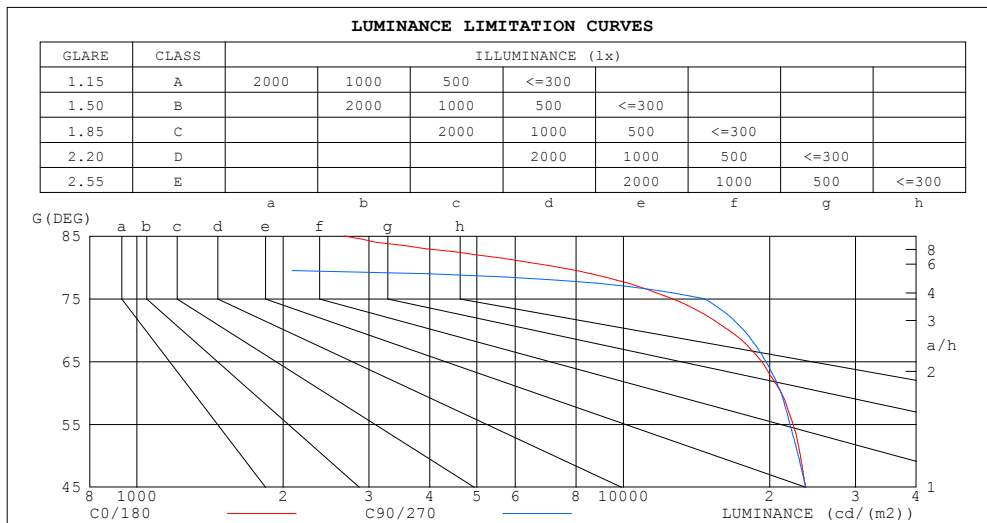
%lamp = 83.4%

H(□) Range:-90 - 90DEG  
H(□) Interval: 1.0DEG  
Test Speed: HIGH  
Temperature:25.3DEG  
Operators:Jessy  
Test Date:2025-02-11

V(B) Range:-75 - 75DEG  
V(B) Interval: 5.0DEG  
Test System:EVERFINE GO-2000A\_V1 SYSTEM V2.00.411  
Humidity:65.0%  
Test Distance:7.158m [K=1.0000]  
Remarks:

## LUMINANCE LIMITATION CURVES

Test:U:41.010V I:0.1890A P:7.5620W PF:0.9742 Freq:59.98Hz Lamp Flux:1546.47x1 lm		
NAME: LED Explosion-proof Light	TYPE:Flood Light	WEIGHT:N/A
SPEC.:60W/5000K	DIM.: 190*150mm	SERIAL No.:N/A
MFR.: Grin Industrial Co., Ltd.	SUR.:N/A	Shielding Angle:N/A



LUMINANCE cd/(m2)		
G (DEG)	C0/180	C90/270
85	2664	0
80	7382	0
75	12621	14676
70	16478	17689
65	19259	19643
60	21133	21118
55	22348	22018
50	23124	22894
45	23661	23732

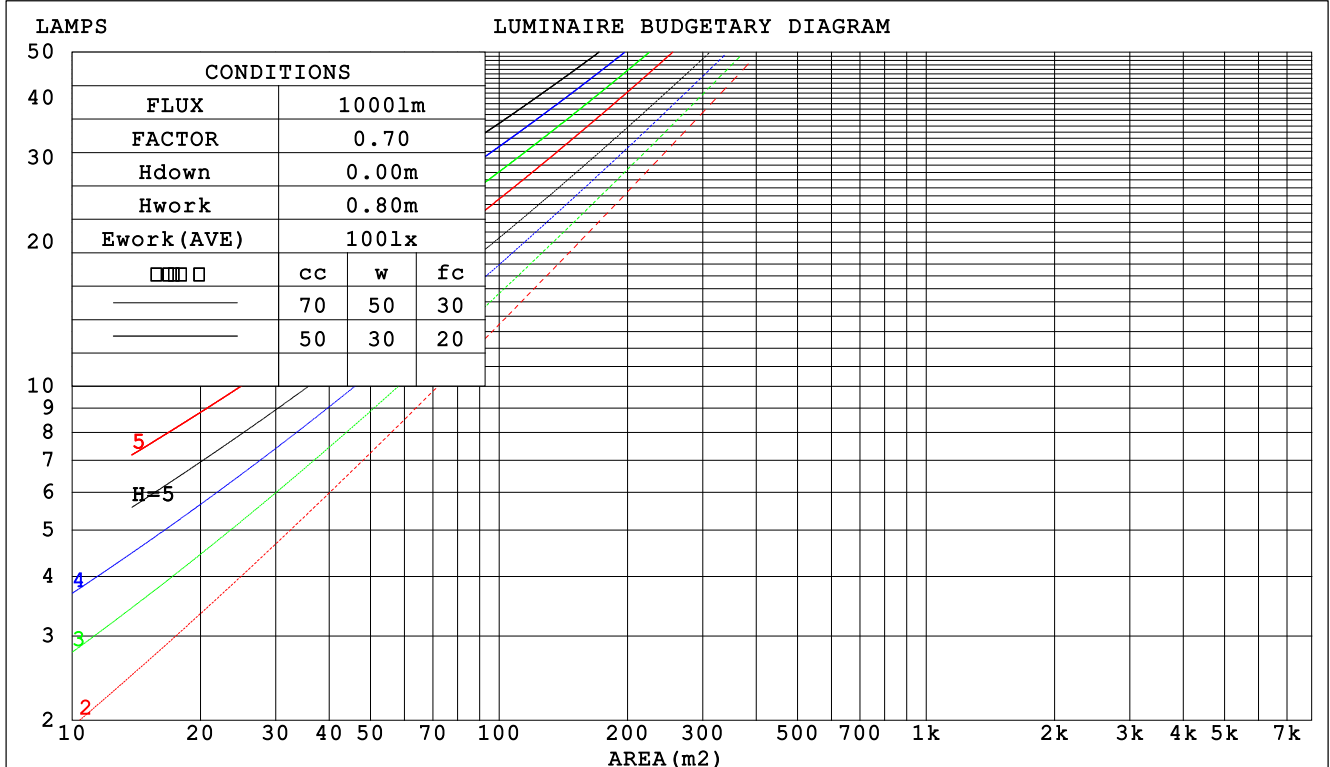
H(□) Range:-90 - 90DEG  
H(□) Interval: 1.0DEG  
Test Speed: HIGH  
Temperature:25.3DEG  
Operators:Jessy  
Test Date:2025-02-11

V(B) Range:-75 - 75DEG  
V(B) Interval: 5.0DEG  
Test System:EVERFINE GO-2000A\_V1 SYSTEM V2.00.411  
Humidity:65.0%  
Test Distance:7.158m [K=1.0000]  
Remarks:

## CU AND LUMINAIRE BUDGETARY ESTIMATE DIAGRAM

Test:U:41.010V I:0.1890A P:7.5620W PF:0.9742 Freq:59.98Hz Lamp Flux:1546.47x1 lm		
NAME: LED Explosion-proof Light	TYPE:Flood Light	WEIGHT:N/A
SPEC.:60W/5000K	DIM.: 190*150mm	SERIAL No.:N/A
MFR.: Grin Industrial Co., Ltd.	SUR.:N/A	Shielding Angle:N/A

□cc	80%			70%			50%			30%			10%			0
□w	50%	30%	10%	50%	30%	10%	50%	30%	10%	50%	30%	10%	50%	30%	10%	0
□fc	20%			20%			20%			20%			20%			0
RCR	RCR:Room Cavity Ratio															



H(□) Range:-90 - 90DEG  
H(□) Interval: 1.0DEG  
Test Speed: HIGH  
Temperature:25.3DEG  
Operators:Jessy  
Test Date:2025-02-11

V(B) Range:-75 - 75DEG  
V(B) Interval: 5.0DEG  
Test System:EVERFINE GO-2000A\_V1 SYSTEM V2.00.411  
Humidity:65.0%  
Test Distance:7.158m [K=1.0000]  
Remarks:

## WEC AND CCEC

Test:U:41.010V I:0.1890A P:7.5620W PF:0.9742 Freq:59.98Hz Lamp Flux:1546.47x1 lm		
NAME: LED Explosion-proof Light	TYPE:Flood Light	WEIGHT:N/A
SPEC.:60W/5000K	DIM.: 190*150mm	SERIAL No.:N/A
MFR.: Grin Industrial Co., Ltd.	SUR.:N/A	Shielding Angle:N/A

□cc	80%			70%			50%			30%			10%			0	
□w	50%	30%	10%	50%	30%	10%	50%	30%	10%	50%	30%	10%	50%	30%	10%	0	
□fc	20%			20%			20%			20%			20%			0	
RCR	RCR:Room Cavity Ratio						Wall Exitance Coefficients (WEC)										
0.0																	
1.0	.280	.160	.051	.273	.156	.050	.260	.149	.048	.248	.143	.046	.237	.137	.044		
2.0	.272	.149	.046	.266	.147	.045	.255	.142	.044	.244	.137	.043	.234	.133	.042		
3.0	.256	.136	.041	.251	.134	.040	.241	.131	.040	.231	.127	.039	.223	.123	.038		
4.0	.239	.124	.037	.235	.123	.036	.226	.120	.036	.217	.117	.035	.209	.114	.035		
5.0	.223	.114	.033	.219	.112	.033	.211	.110	.032	.203	.107	.032	.196	.105	.032		
6.0	.208	.104	.030	.204	.103	.030	.197	.101	.029	.190	.099	.029	.184	.097	.029		
7.0	.194	.096	.027	.191	.095	.027	.185	.093	.027	.179	.092	.027	.173	.090	.026		
8.0	.182	.089	.025	.179	.088	.025	.173	.087	.025	.168	.085	.025	.163	.084	.024		
9.0	.171	.083	.023	.168	.082	.023	.163	.081	.023	.158	.079	.023	.154	.078	.023		
10.0	.161	.077	.021	.159	.077	.021	.154	.076	.021	.150	.074	.021	.146	.073	.021		

□cc	80%			70%			50%			30%			10%			0
□w	50%	30%	10%	50%	30%	10%	50%	30%	10%	50%	30%	10%	50%	30%	10%	0
□fc	20%			20%			20%			20%			20%			0
RCR	RCR:Room Cavity Ratio						Ceiling Cavity Exitance Coefficients(CCEC)									
0.0	.190	.190	.190	.163	.163	.163	.111	.111	.111	.064	.064	.064	.020	.020	.020	
1.0	.178	.156	.137	.153	.134	.118	.104	.092	.081	.060	.053	.047	.019	.017	.015	
2.0	.170	.132	.100	.145	.114	.087	.100	.079	.061	.057	.046	.035	.018	.015	.012	
3.0	.162	.114	.076	.139	.099	.066	.095	.068	.046	.055	.040	.027	.018	.013	.009	
4.0	.154	.101	.060	.133	.087	.052	.091	.061	.037	.053	.036	.022	.017	.012	.007	
5.0	.147	.090	.048	.126	.078	.042	.087	.055	.030	.050	.032	.018	.016	.010	.006	
6.0	.140	.082	.040	.121	.071	.035	.083	.050	.025	.048	.029	.015	.016	.010	.005	
7.0	.134	.075	.034	.115	.065	.029	.079	.046	.021	.046	.027	.012	.015	.009	.004	
8.0	.128	.069	.029	.110	.060	.025	.076	.042	.018	.044	.025	.011	.014	.008	.004	
9.0	.122	.064	.026	.105	.056	.022	.073	.039	.016	.042	.023	.009	.014	.008	.003	
10.0	.116	.060	.023	.100	.052	.020	.069	.037	.014	.040	.022	.008	.013	.007	.003	

H(□) Range:-90 - 90DEG  
H(□) Interval: 1.0DEG  
Test Speed: HIGH  
Temperature:25.3DEG  
Operators:Jessy  
Test Date:2025-02-11

V(B) Range:-75 - 75DEG  
V(B) Interval: 5.0DEG  
Test System:EVERFINE GO-2000A\_V1 SYSTEM V2.00.411  
Humidity:65.0%  
Test Distance:7.158m [K=1.0000]  
Remarks:

UGR(Unified Glare Rating) Table

Test:U:41.010V I:0.1890A P:7.5620W PF:0.9742 Freq:59.98Hz Lamp Flux:1546.47x1 lm										
NAME: LED Explosion-proof Light					TYPE:Flood Light			WEIGHT:N/A		
SPEC.:60W/5000K					DIM.: 190*150mm			SERIAL No.:N/A		
MFR.: Grin Industrial Co., Ltd.					SUR.:N/A			Shielding Angle:N/A		
ceiling/cavity	0.7	0.7	0.5	0.5	0.3	0.7	0.7	0.5	0.5	0.3
walls	0.5	0.3	0.5	0.3	0.3	0.5	0.3	0.5	0.3	0.3
working plane	0.2	0.2	0.2	0.2	0.2	0.2	0.2	0.2	0.2	0.2
Room dimensions	Viewed crosswise					Viewed endwise				
x = 2H y = 2H	22.3	23.8	22.6	24.0	24.2	22.3	23.8	22.6	24.0	24.2
3H	23.5	24.9	23.8	25.1	25.4	23.7	25.0	24.0	25.3	25.5
4H	23.9	25.2	24.2	25.4	25.7	24.1	25.4	24.4	25.6	25.9
6H	24.0	25.2	24.3	25.5	25.8	24.1	25.3	24.5	25.6	25.9
8H	24.0	25.2	24.3	25.4	25.7	24.1	25.2	24.4	25.5	25.8
12H	24.0	25.1	24.3	25.4	25.7	24.0	25.1	24.4	25.4	25.7
4H 2H	22.9	24.2	23.2	24.4	24.7	22.9	24.2	23.2	24.4	24.7
3H	24.2	25.4	24.6	25.6	25.9	24.4	25.5	24.7	25.8	26.1
4H	24.7	25.7	25.0	26.0	26.3	24.9	25.9	25.3	26.3	26.6
6H	24.9	25.8	25.3	26.1	26.5	25.0	25.9	25.4	26.2	26.6
8H	24.9	25.7	25.3	26.1	26.5	24.9	25.8	25.3	26.1	26.5
12H	24.8	25.6	25.3	26.0	26.4	24.9	25.6	25.3	26.0	26.4
8H 4H	24.8	25.7	25.3	26.0	26.4	25.1	25.9	25.5	26.3	26.7
6H	25.1	25.8	25.6	26.2	26.6	25.2	25.9	25.6	26.3	26.7
8H	25.2	25.8	25.6	26.2	26.7	25.1	25.7	25.6	26.2	26.6
12H	25.2	25.7	25.7	26.2	26.6	25.1	25.6	25.6	26.1	26.5
12H 4H	24.8	25.6	25.2	26.0	26.4	25.1	25.8	25.5	26.2	26.6
6H	25.1	25.7	25.6	26.1	26.6	25.2	25.8	25.6	26.2	26.6
8H	25.2	25.7	25.7	26.1	26.6	25.1	25.6	25.6	26.1	26.6
Variations with the observer position at spacings:										
S = 1.0H	+ 0.3 / - 0.3					+ 0.2 / - 0.3				
1.5H	+ 0.3 / - 0.4					+ 0.1 / - 0.4				
2.0H	+ 0.3 / - 0.4					+ 0.3 / - 0.3				

CIE Pub.117, 1546 lm Total Lamp Luminous Flux Correct (8log(F/F0) = 1.5)  
Area: 0.024 m2

H(□) Range:-90 - 90DEG  
H(□) Interval: 1.0DEG  
Test Speed: HIGH  
Temperature:25.3DEG  
Operators:Jessy  
Test Date:2025-02-11

V(B) Range:-75 - 75DEG  
V(B) Interval: 5.0DEG  
Test System:EVERFINE GO-2000A\_V1 SYSTEM V2.00.411  
Humidity:65.0%  
Test Distance:7.158m [K=1.0000]  
Remarks:

### UTILIZATION FACTORS TABLE

Test:U:41.010V I:0.1890A P:7.5620W PF:0.9742 Freq:59.98Hz Lamp Flux:1546.47x1 lm		
NAME: LED Explosion-proof Light	TYPE:Flood Light	WEIGHT:N/A
SPEC.:60W/5000K	DIM.: 190*150mm	SERIAL No.:N/A
MFR.: Grin Industrial Co., Ltd.	SUR.:N/A	Shielding Angle:N/A

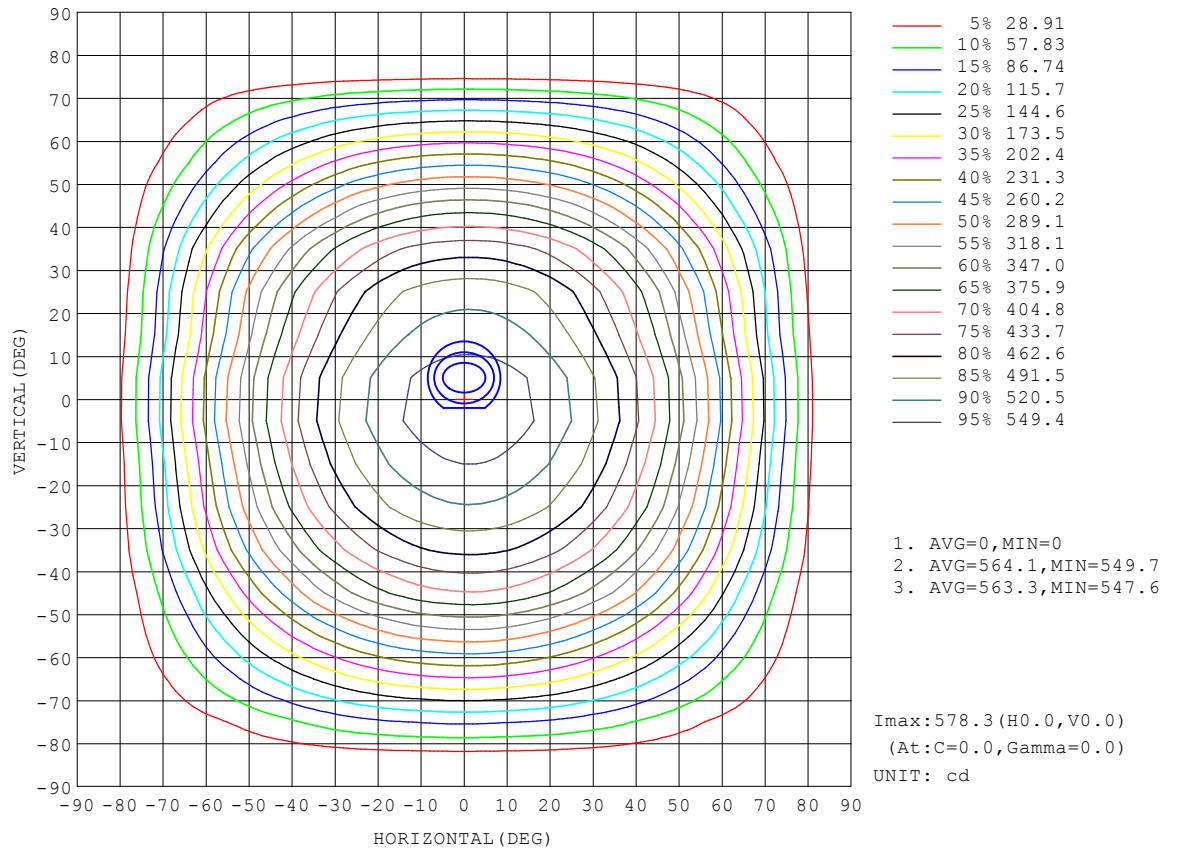
REFLECTANCE										
Ceiling	0.8	0.8	0.8	0.7	0.7	0.7	0.5	0.5	0.5	0
Walls	0.7	0.5	0.3	0.7	0.5	0.3	0.7	0.5	0.3	0
Working plane	0.2	0.2	0.2	0.2	0.2	0.2	0.2	0.2	0.2	0
ROOM INDEX	UTILIZATION FACTORS (PERCENT) $k(RI) \times RCR = 5$									
$k = 0.60$	59	47	41	58	47	41	57	47	40	34
0.80	69	58	51	68	58	51	66	57	50	43
1.00	78	67	60	77	67	60	75	68	59	53
1.25	85	75	68	84	74	68	81	73	67	60
1.50	90	81	74	88	80	74	85	78	73	65
2.00	97	89	83	95	88	82	92	85	81	73
2.50	101	93	88	99	92	87	95	89	85	77
3.00	104	97	92	102	96	91	98	93	89	81
4.00	108	102	98	105	101	97	101	97	94	85
5.00	110	105	102	107	103	100	103	100	97	88
ROOM INDEX	UF (total)									Direct
According to DIN EN 13032-2 2004			Suspended					SHRNOM = 1.25		

H(□) Range:-90 - 90DEG  
H(□) Interval: 1.0DEG  
Test Speed: HIGH  
Temperature:25.3DEG  
Operators:Jessy  
Test Date:2025-02-11

V(B) Range:-75 - 75DEG  
V(B) Interval: 5.0DEG  
Test System:EVERFINE GO-2000A\_V1 SYSTEM V2.00.411  
Humidity:65.0%  
Test Distance:7.158m [K=1.0000]  
Remarks:

## ISOCANDELA DIAGRAM

Test:U:41.010V I:0.1890A P:7.5620W PF:0.9742 Freq:59.98Hz Lamp Flux:1546.47x1 lm		
NAME: LED Explosion-proof Light	TYPE:Flood Light	WEIGHT:N/A
SPEC.:60W/5000K	DIM.: 190*150mm	SERIAL No.:N/A
MFR.: Grin Industrial Co., Ltd.	SUR.:N/A	Shielding Angle:N/A



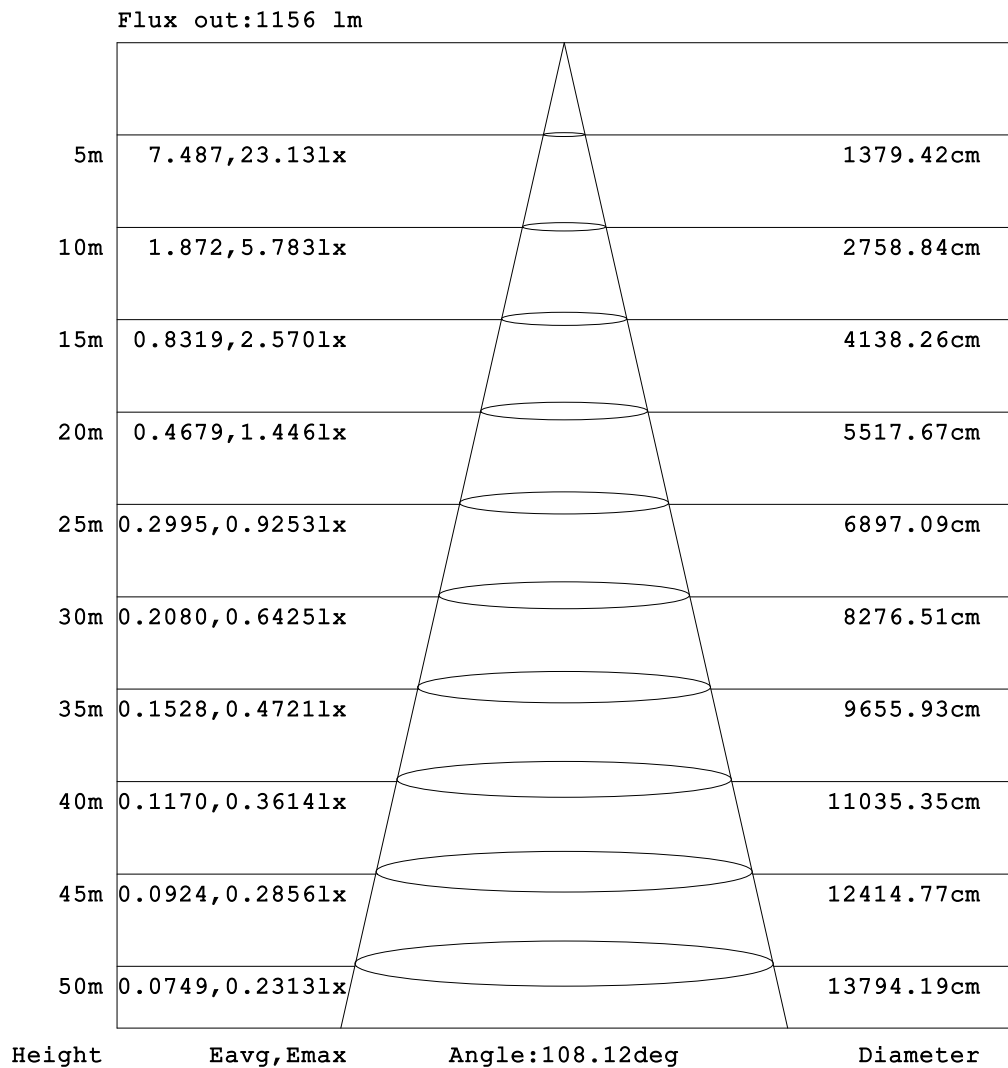
H(□) Range:-90 - 90DEG  
H(□) Interval: 1.0DEG  
Test Speed: HIGH  
Temperature:25.3DEG  
Operators:Jessy  
Test Date:2025-02-11

V(B) Range:-75 - 75DEG  
V(B) Interval: 5.0DEG  
Test System:EVERFINE GO-2000A\_V1 SYSTEM V2.00.411  
Humidity:65.0%  
Test Distance:7.158m [K=1.0000]  
Remarks:



## AAI Figure

Test:U:41.010V I:0.1890A P:7.5620W PF:0.9742 Freq:59.98Hz Lamp Flux:1546.47x1 lm		
NAME: LED Explosion-proof Light	TYPE:Flood Light	WEIGHT:N/A
SPEC.:60W/5000K	DIM.: 190*150mm	SERIAL No.:N/A
MFR.: Grin Industrial Co., Ltd.	SUR.:N/A	Shielding Angle:N/A



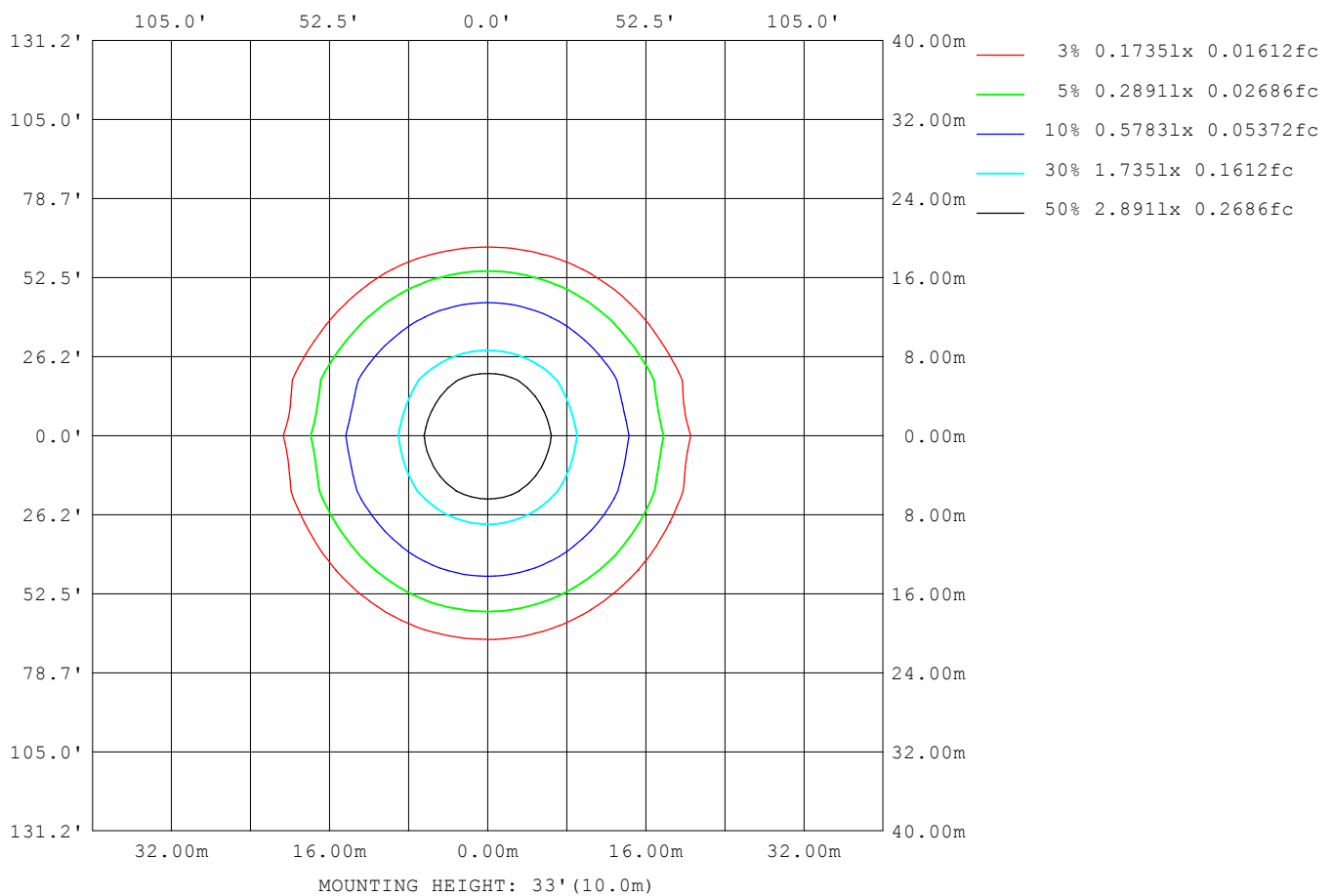
Note:The Curves indicate the illuminated area and the average illumination when the luminaire is at different distance.

H(□) Range:-90 - 90DEG  
H(□) Interval: 1.0DEG  
Test Speed: HIGH  
Temperature:25.3DEG  
Operators:Jessy  
Test Date:2025-02-11

V(B) Range:-75 - 75DEG  
V(B) Interval: 5.0DEG  
Test System:EVERFINE GO-2000A\_V1 SYSTEM V2.00.411  
Humidity:65.0%  
Test Distance:7.158m [K=1.0000]  
Remarks:

## ISOLUX DIAGRAM

Test:U:41.010V I:0.1890A P:7.5620W PF:0.9742 Freq:59.98Hz Lamp Flux:1546.47x1 lm		
NAME: LED Explosion-proof Light	TYPE:Flood Light	WEIGHT:N/A
SPEC.:60W/5000K	DIM.: 190*150mm	SERIAL No.:N/A
MFR.: Grin Industrial Co., Ltd.	SUR.:N/A	Shielding Angle:N/A



H(□) Range:-90 - 90DEG  
H(□) Interval: 1.0DEG  
Test Speed: HIGH  
Temperature:25.3DEG  
Operators:Jessy  
Test Date:2025-02-11

V(B) Range:-75 - 75DEG  
V(B) Interval: 5.0DEG  
Test System:EVERFINE GO-2000A\_V1 SYSTEM V2.00.411  
Humidity:65.0%  
Test Distance:7.158m [K=1.0000]  
Remarks:

## LED Avg.L Report

Test:U:41.010V I:0.1890A P:7.5620W PF:0.9742 Freq:59.98Hz Lamp Flux:1546.47x1 lm		
NAME: LED Explosion-proof Light	TYPE:Flood Light	WEIGHT:N/A
SPEC.:60W/5000K	DIM.: 190*150mm	SERIAL No.:N/A
MFR.: Grin Industrial Co., Ltd.	SUR.:N/A	Shielding Angle:N/A

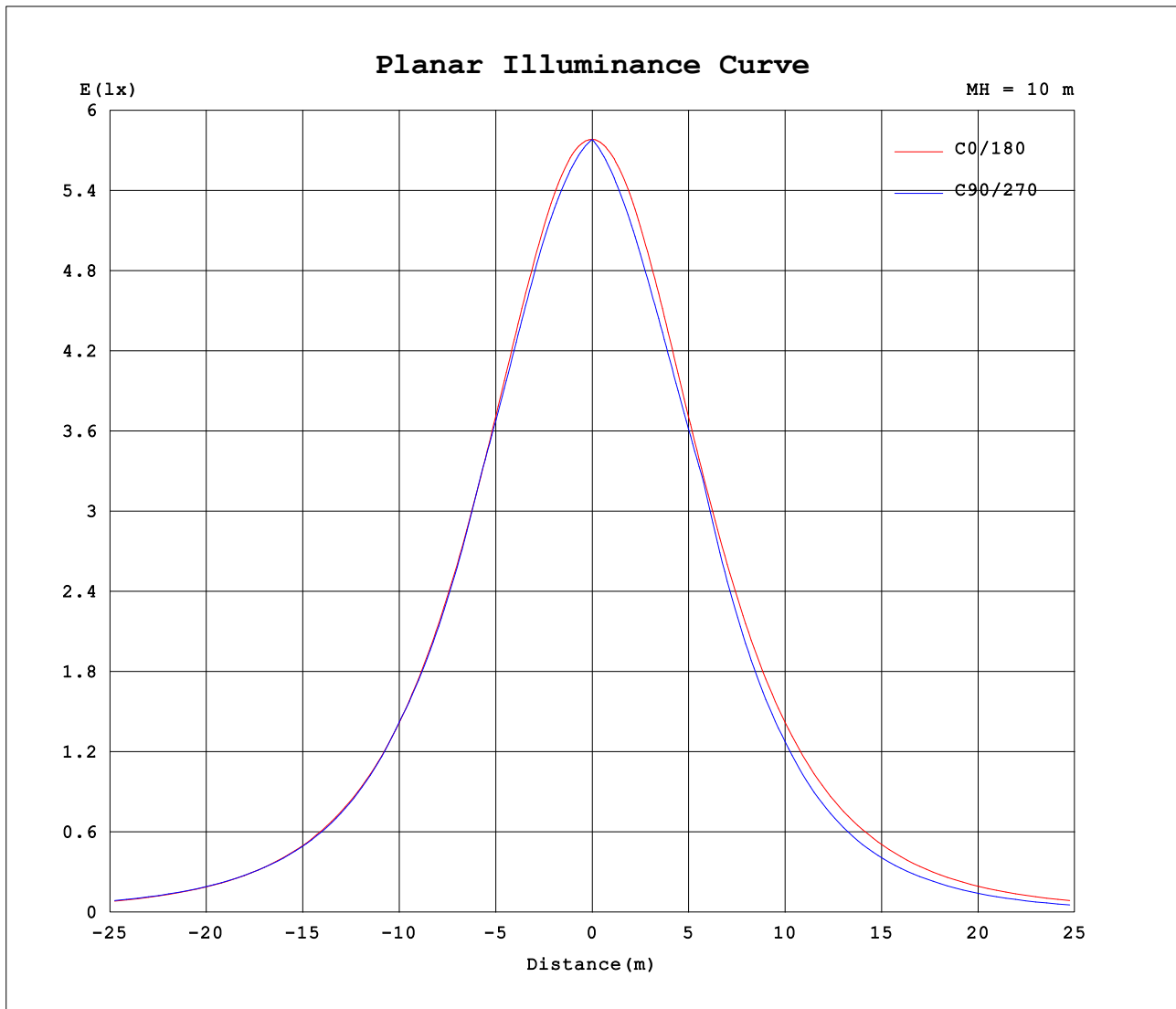
AvgL	cd/m2
L_0~180 (65) av	19556
L_0~180 (75) av	13232
L_0~180 (85) av	2961
L_90~270 (65) av	16786
L_90~270 (75) av	9218
L_90~270 (85) av	0
L_45 (65) av	17560
L_45 (75) av	11729
L_45 (85) av	0

Standard: GB/T 29293-2012

H(□) Range:-90 - 90DEG  
H(□) Interval: 1.0DEG  
Test Speed: HIGH  
Temperature:25.3DEG  
Operators:Jessy  
Test Date:2025-02-11

V(B) Range:-75 - 75DEG  
V(B) Interval: 5.0DEG  
Test System:EVERFINE GO-2000A\_V1 SYSTEM V2.00.411  
Humidity:65.0%  
Test Distance:7.158m [K=1.0000]  
Remarks:

## Planar Illuminance Curve



H(□) Range:-90 - 90DEG  
H(□) Interval: 1.0DEG  
Test Speed: HIGH  
Temperature:25.3DEG  
Operators:Jessy  
Test Date:2025-02-11

V(B) Range:-75 - 75DEG  
V(B) Interval: 5.0DEG  
Test System:EVERFINE GO-2000A\_V1 SYSTEM V2.00.411  
Humidity:65.0%  
Test Distance:7.158m [K=1.0000]  
Remarks:

V(B) Range:-75 - 75DEG  
V(B) Interval: 5.0DEG  
Test System:EVERFINE GO-2000A\_V1 SYSTEM V2.00.411  
Humidity:65.0%  
Test Distance:7.158m [K=1.0000]  
Remarks:

```
V(B) Range:-75 - 75DEG
V(B) Interval: 5.0DEG
Test System:EVERFINE GO-2000A_V1 SYSTEM V2.00.411
Humidity:65.0%
Test Distance:7.158m [K=1.0000]
Remarks:
```

V(B) Range:-75 - 75DEG  
V(B) Interval: 5.0DEG  
Test System:EVERFINE GO-2000A\_V1 SYSTEM V2.00.411  
Humidity:65.0%  
Test Distance:7.158m [K=1.0000]  
Remarks:

V(B) Range:-75 - 75DEG  
V(B) Interval: 5.0DEG  
Test System:EVERFINE GO-2000A\_V1 SYSTEM V2.00.411  
Humidity:65.0%  
Test Distance:7.158m [K=1.0000]  
Remarks: